


CONVENTIONAL UT



Excellence in UT Electronics since 1977

OUR OEM CONVENTIONAL UT ELECTRONICS

ARE DESIGNED FOR AN EASY INTEGRATION INTO ANY INSPECTION SYSTEMS, IN ALL INDUSTRIES AND IN HARSH PRODUCTION ENVIRONMENTS

An extensive range of applications

- Rotary heads
- Immersion tanks
- Bars and billets inspection
- Railway related inspection systems
- Aircraft forging parts inspection
- High precision tube inspection

Software Development Kit (SDK)


Thanks to our open platform product, take advantage of the most complete DLL to develop your own customized software in any languages available (C++, Visual Basic, LabView...) that work on Windows operating systems, 32 and 64 bits.

Customize our API UView Software thanks to the provided source codes and benefit from concrete example of coding with Socomate's DLL.

Our DLL is compatible with both complete range of conventional UT and PAUT equipment.

Stand-alone products: easy integration

Ethernet based, put the boards as close to the probes as possible to avoid noise issues.

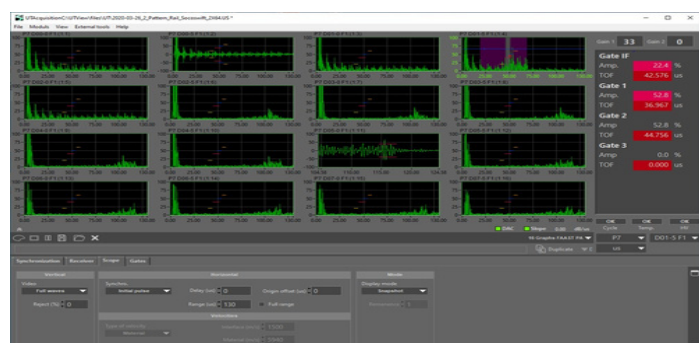


POWER can be yours : 350 V pulser !
Especially useful for thick parts or high absorption material

HIGH PRECISION TUBE ROTARY HEAD INSPECTION



MULTI A-SCAN DISPLAY FOR RAILWAY INSPECTION



TECHNICAL SPECIFICATIONS

MULTIPLEXED

PARALLEL

SOCO-1	SOCO-8S	SOCO-(4to8)P
--------	---------	--------------

ULTRASONIC CONFIGURATION

	SOCO-1	SOCO-8S	SOCO-(4to8)P
Configurations	1 channel per board	8 channels per board Sequential	4 to 8 channels per board Parallel
Max PRF	20 kHz	20 kHz divided by the number of active channel	20 kHz per channel
Minimum channels		Up to 32 boards (256 channels)	
Number of gates		4 gates fully independant	
Multitest		Up to 8 sequential tests for each channel	
Power supply		External 24 V DC	
Power consumption	33 W max	55 W max	55 W max
Open source SDK		YES	
Software languages		C++, C#, LabView, VB, or any other on Windows	
Imaging		A-Scan, B-Scan, C-Scan, D-Scan in real time	
Operating platform		From Win7 - 32 and 64 bits	

PULSER

	SOCO-1	SOCO-8S	SOCO-(4to8)P
Pulser voltage		Adjustable up to 250 V (1 V step) Adjustable up to 350 V (1 V step) for HV versions	
Pulser type		Negative Square	
Pulse width	25 ns to 1000 ns for HV versions		25 ns to 500 ns (1 ns step)
Fall and rise time		down to 5 ns	
Short circuit protection		YES	

RECEIVERS

	SOCO-1	SOCO-8S	SOCO-(4to8)P
Input impedance		50 Ω	
Mode		Pulse echo / Through transmission	
Analogue receiver bandwidth		0.6 to 27 MHz	
Gain		0 dB to 80 dB (0.1 dB step)	
DAC function		Dynamic : 80 dB ; Slope : ± 80 dB/100 ns	

MULTIPLEXED

PARALLEL

SOCO-1

SOCO-8S

SOCO-(4to8)P

SIGNAL PROCESSING

	SOCO-1	SOCO-8S	SOCO-(4to8)P
Filters		Digital Band-Pass (FIR)	
A-Scan sampling		Up to 200 MHz	
Data throughput		Up to 50 MB/s	
Compression		YES	
A-Scan Video		YES	
Acquire all A-Scan		YES	
A-Scan resolution display		up to 444 points	
Storage Full A-Scan		YES (16 bits/16000 samples)	

EVALUATION

	SOCO-1	SOCO-8S	SOCO-(4to8)P
Amplitude resolution		0.5 % FSH	
TOF resolution		Less than 1 ns	
WT resolution		Less than 1 μ m in steel material	

INTERFACING

	SOCO-1	SOCO-8S	SOCO-(4to8)P
Data Interfaces		Ethernet 1000Base-T	
Encoders		6 Axis (A, B and Z signals for each encoder)	

I/O MANAGEMENT

	SOCO-1	SOCO-8S	SOCO-(4to8)P
Synch In		Cycle Trig	
Synch Out		Pulse Trig, Cycle Trig	
Pin assignments		Programmable	
Number of I/O		Up to 64 analogue outputs / Up to 128 digital outputs / 18 digital inputs / 6 trigger inputs	

LAYOUT

	SOCO-1	SOCO-8S	SOCO-(4to8)P
Size (H x W x D)	48 x 100 x 252 mm (1,9 x 3,9 x 9,9 inches)	48 x 190 x 252 mm (1,9 x 7,5 x 9,9 inches)	74 x 190 x 252 mm (2,9 x 7,5 x 9,9 inches)
Weight	0.45 kg	0.85 kg	1 kg

Socomate reserves the right to modify its products' specifications, at any time and in whatever manner, in order to improve their performances